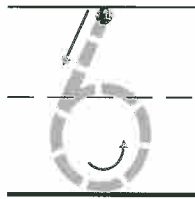
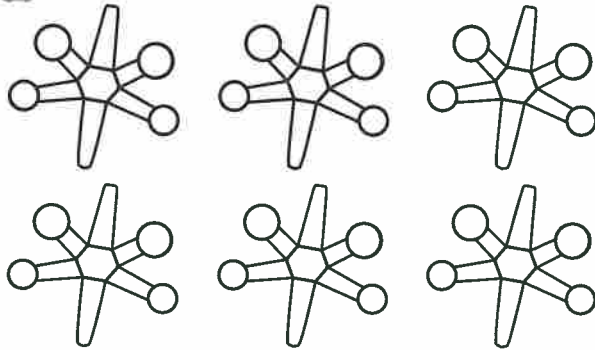


**Colonel Weather Packet**  
**Day 1**  
**Kindergarten**  
**Table of Contents**

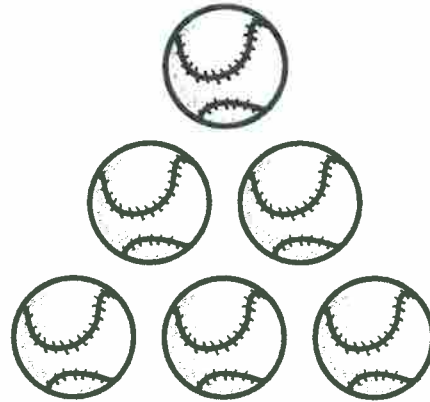
<b>Subject</b>	<b>Assignment</b>
Math	Count and Write to 6 Swim, Sun, and 7 (make 7)
Reading	180 Days of Reading-Week 1 (Day 1) Match the words to the pictures. Writing Practice-What is your favorite pet? Reading Comprehension-Read the passage and answer the questions. Alphabet Review-Fill in the missing uppercase letters
Social Studies	180 Days of Science- Week 1 (Day 1) - Life Science Read the text. Answer the questions.
Science	180 Days of Social Studies - Week 2 (Day 1) - Civics Read the text. Answer the questions.

# Count and Write to 6

1



2




\_\_\_\_\_

-----

\_\_\_\_\_

3

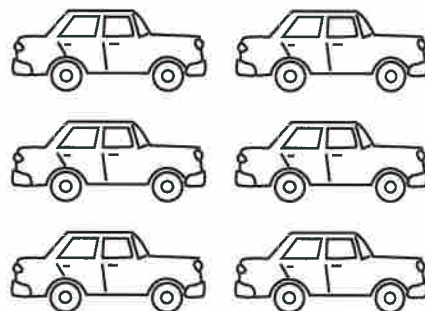


\_\_\_\_\_

-----

\_\_\_\_\_

4



\_\_\_\_\_


-----

\_\_\_\_\_


**DIRECTIONS** 1–4. Draw a dot on each toy as you count. Write the number.

# Swim, Sun, and 7


1



2



3



**DIRECTIONS** 1–3. Count how many are in each group. Draw more or mark an X on some if needed to make 7.

Name: \_\_\_\_\_ Date: \_\_\_\_\_

**Directions** Match the words to the pictures.



cat



bat



sat

1. sat



2. bat



3. cat



**Directions** Circle the word for the picture.  
Write the word.

4.



rat

hat

\_\_\_\_\_

\_\_\_\_\_

\_\_\_\_\_

SCORE

1. 😊 😊

2. 😊 😊


3. 😊 😊

4. 😊 😊

4  
Total

Name : \_\_\_\_\_

# My Favorite Pet



What is your favorite pet?

My favorite pet is \_\_\_\_\_

\_\_\_\_\_

\_\_\_\_\_

\_\_\_\_\_

\_\_\_\_\_

\_\_\_\_\_

\_\_\_\_\_

\_\_\_\_\_

\_\_\_\_\_

☐ Capital letter

☐ Spaces

☐ Punctuation


Name \_\_\_\_\_

## Reading Comprehension

Read the short passage and answer the questions.

### Fluffy the Cat

Fluffy is a cat. She likes to play. Fluffy can jump very high.



1. What kind of animal is Fluffy?

- ☐ dog  
☐ cat

2. What does she like to do?




- ☐ play  
☐ jump

3. What can Fluffy do?

- ☐ jump high  
☐ walk



Name \_\_\_\_\_



Name: \_\_\_\_\_ Date: \_\_\_\_\_

**Directions:** Read the text. Answer the questions.

## Learning Content

**Living Things**

Plants and animals are living things that **grow**. Plants need light to live and grow. Animals need food. Both need water. Some things aren't living. They don't need food or water.




1. What do **both** plants and animals need?

a. water



b. food



2. Do all living things grow?

a. yes

b. no

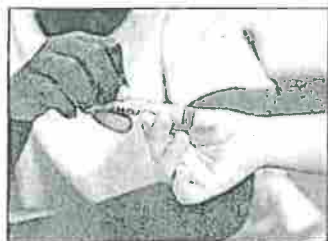


Name: \_\_\_\_\_ Date: \_\_\_\_\_

**Directions:** Look at the pictures. Read the words. Circle the correct answers.



We have rules at school.



Share.



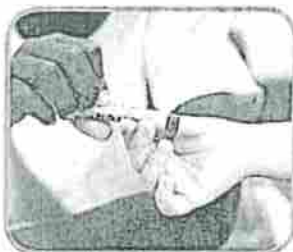
Clean up.



Keep your hands to yourself.

1. Which picture is a rule?

a.



b.



2. How do rules make us feel?

a.



b.





**Colonel Weather Packet**  
**Day 2**  
**Kindergarten**  
**Table of Contents**

<b>Subject</b>	<b>Assignment</b>
<b>Math</b>	Apple Ten Frames Making Ten
<b>Reading/Writing</b>	180 Days of Reading – Week 1 (Day 2) Match the words to the pictures. Review Sheet (Letters Aa and Bb, Rhymes, and Sight Words) Initial Sounds – Write the beginning sounds for each word. Synonyms and Antonyms worksheet.
<b>Science</b>	180 Days of Science – Week 2 (Day 1) – Life Science Read the text. Answer the questions.
<b>Social Studies</b>	180 Days of Social Studies – Week 2 (Day 2) – Civics Read the text. Answer the questions.

Name \_\_\_\_\_

# Apple Ten Frames

Fill in the ten frames to match the numbers on the apples





























# Making Ten


Write how many more counters are required to make 10 and complete the addition equation.

1)




$$3 + \square = 10$$

2)




$$5 + \square = 10$$

3)



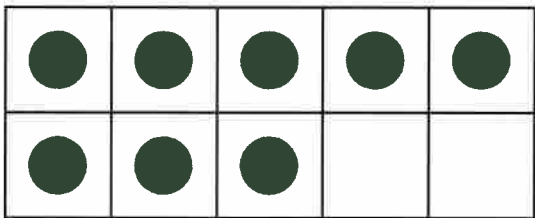
$$6 + \square = 10$$

4)




$$7 + \square = 10$$

5)




$$8 + \square = 10$$

6)



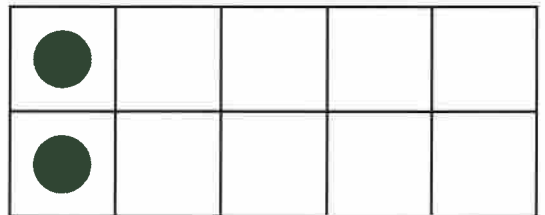
$$4 + \square = 10$$

7)



$$9 + \square = 10$$

8)



$$2 + \square = 10$$

Name: \_\_\_\_\_ Date: \_\_\_\_\_




**Directions**

Match the words to the pictures.

**SCORE**

- 1. 😊😊
- 2. 😊😊
- 3. 😊😊
- 4. 😊😊

\_\_\_\_ / 4  
 Total

		
hat	pat	fat

1. pat



2. hat



3. fat



**Directions**

Circle the word for the picture.  
 Write the word.

4.



cat      mat

\_\_\_\_\_

\_\_\_\_\_

Read and Check.

☐ the      ☐ and  
☐ of      ☐ a

Find and circle this week's words.

the you of and is a me  
of the by and if be a

Trace and Write.

A  
a

Trace and Write.

B  
b

Circle objects starting with A.



Circle objects starting with B.



Color capital A RED.

Color lowercase a BLUE.

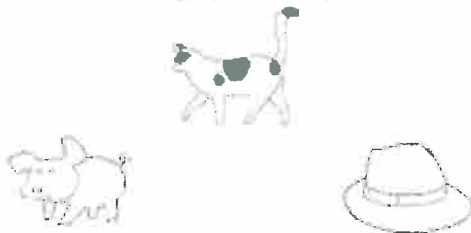
A a c b a a Y  
A e A u g H w

Color capital B BLUE.


Color lowercase b GREEN.

H B d c b B E  
e b h B D a b

What rhymes with CAT?




What rhymes with SAD?





Name \_\_\_\_\_

Write in the beginning sound for each picture.



\_\_\_\_ orilla



\_\_\_\_ ear



\_\_\_\_ oala



\_\_\_\_ hino



\_\_\_\_ ebra



\_\_\_\_ ion



\_\_\_\_ onkey



\_\_\_\_ eal

## Synonyms

words with the same meaning



cold chilly



fast quick



small little



happy glad

## Antonyms

words with opposite meanings



hot




cold



slow



fast



big



small



sad



happy

Name: \_\_\_\_\_ Date: \_\_\_\_\_

## Synonyms and Antonyms

Directions: Color the synonyms red and the antonyms blue.

big  
small

close  
far

start  
begin

mad  
angry

beautiful  
pretty

nice  
kind

tall  
short

happy  
sad

cold  
chilly

clean  
dirty

giggle  
laugh

young  
old

tiny  
small

sleepy  
tired

down  
up

quiet  
loud

fast  
slow

quick  
fast

shout  
yell



strong  
weak

Name: \_\_\_\_\_ Date: \_\_\_\_\_

**Directions:** Read the text. Answer the questions.

### Plants and Animals

Plants and animals are alive. Plants start as seeds. Animals move from place to place. Plants stay in **one** place. Animals start as babies.

1. Which **one** is the animal?

a. bird



b. cactus



2. Which living thing stays in one place?

a. cactus



b. bird



Learning Content

Name: \_\_\_\_\_ Date: \_\_\_\_\_

**Directions:** Look at the pictures. Read the words.  
Circle the correct answers.



We have rules.

  
Civics

Sit quietly.



Raise hand.



Listen.

1. Which picture is a rule?

a.



b.



2. Which picture is a rule?

a.



b.



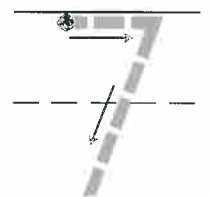
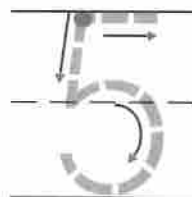
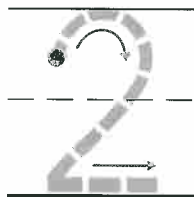
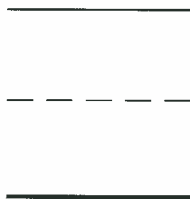

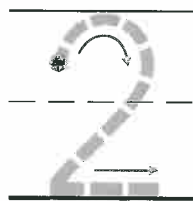


**Colonel Weather Packet**  
**Day 3**  
**Kindergarten**  
**Table of Contents**

<b>Subject</b>	<b>Assignment</b>
Math	Lesson 5.7 (write more addition sentences) Domino Addition Sheet Daisy Chains
Reading/Writing	180 Days of Reading-Week 1 (Day 3) Match the words to the pictures. Narrative Writing-A day with My Dog with sentence starters Rhyming Worksheet-Cut/Paste Adjective and Noun Sort
Science	180 Days of Science- Week 3 (Day 1) - Life Science Read the text. Answer the questions.
Social Studies	180 Days of Social Studies - Week 6 (Day 1) Civics Read the text. Answer the questions.



# Algebra • Write More Addition Sentences



**DIRECTIONS** There were two frogs. Some more frogs come. How many frogs are there now? **1.** How many frogs come to join the other frogs? Circle the frogs being added. Write the number. **2.** How many frogs are there now? Write the number. **3.** Trace the numbers and symbols to show this as an addition sentence.

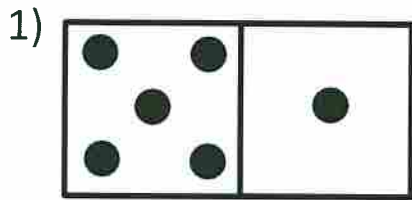
Name \_\_\_\_\_

Date \_\_\_\_\_




# DOMINO ADDITION SHEET 4


Count the number of dots on each domino and fill in the total.



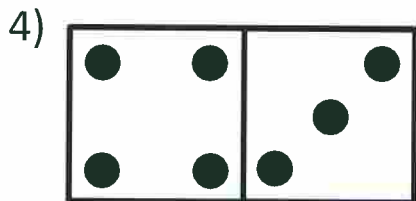
$$\underline{\quad} + \underline{\quad} = \underline{\quad}$$



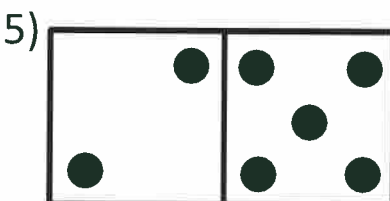
$$\underline{\quad} + \underline{\quad} = \underline{\quad}$$




$$\underline{\quad} + \underline{\quad} = \underline{\quad}$$




$$\underline{\quad} + \underline{\quad} = \underline{\quad}$$




$$\underline{\quad} + \underline{\quad} = \underline{\quad}$$




$$\underline{\quad} + \underline{\quad} = \underline{\quad}$$




$$\underline{\quad} + \underline{\quad} = \underline{\quad}$$




$$\underline{\quad} + \underline{\quad} = \underline{\quad}$$




$$\underline{\quad} + \underline{\quad} = \underline{\quad}$$



$$\underline{\quad} + \underline{\quad} = \underline{\quad}$$

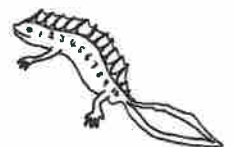


$$\underline{\quad} + \underline{\quad} = \underline{\quad}$$



$$\underline{\quad} + \underline{\quad} = \underline{\quad}$$

Shade the dominoes which have a total of 10.



Free Math Sheets, Math Games and Math Help

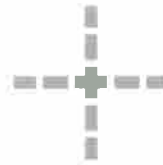
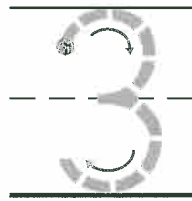
MATH-SALAMANDERS.COM

# Daisy Chains



9

=



---


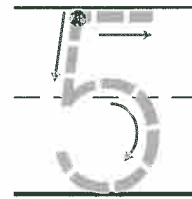
---

---



9

=



---

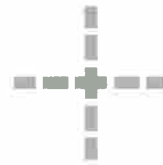
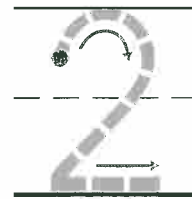
---

---



9

=



---

---

---

**DIRECTIONS** 1–3. Trace the number. Color that many daisies yellow. Then color the rest of the daisies orange. How many daisies are orange? Write the number to show a number pair for 9. Complete the number sentence.

Name: \_\_\_\_\_ Date: \_\_\_\_\_

**Directions**

Match the words to the pictures.



can



man



van

1. van



2. can



3. man



**Directions**

Circle the word for the picture.  
Write the word.

4.



fan

Dan

\_\_\_\_\_

\_\_\_\_\_

\_\_\_\_\_

**SCORE**

1. 😊 😊

2. 😊 😊

3. 😊 😊

4. 😊 😊

\_\_\_\_ / 4  
Total

Name : \_\_\_\_\_

# Narrative Writing

## A day with My Dog



I am going to spend a day with my dog.

First, \_\_\_\_\_

\_\_\_\_\_

Second, \_\_\_\_\_

\_\_\_\_\_

Last, \_\_\_\_\_

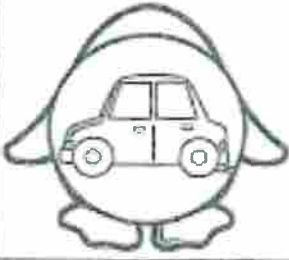


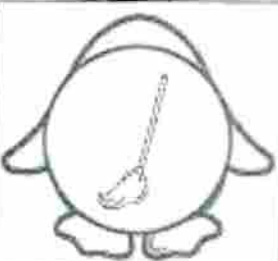




☐ Capital letter









☐ Spaces

☐ Punctuation

Name \_\_\_\_\_

Cut and paste to match rhyming words.




			
			
			
			

tag 	red 	jar 	wig 
log 	cop 	sub 	cut 





# Adjectives

An adjective can describe **color**.



An adjective can describe **size**.



# A **NOUN** is a...

## Person



man



firefighter



Javier



Dr. Kelly

## Thing



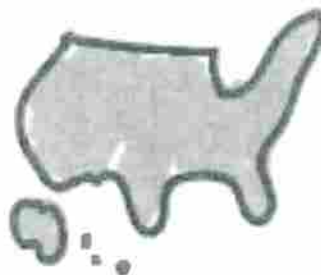

flower

Statue of Liberty




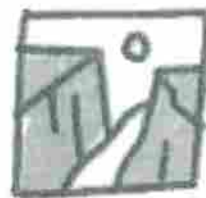
## Place

school



United States

Grand Canyon



book

Name: \_\_\_\_\_

## Adjective and Noun Sort

Adjective

Noun

Cut and glue each word by sorting words into adjectives and nouns using the sorting sheet.

teacher

dog

happy

sharp

pencil

ball

lucky

cake

pink

boat

home

zoo

white

fun

quiet

hot

small

baby

doctor

bright

many

Name: \_\_\_\_\_ Date: \_\_\_\_\_

**Directions:** Read the text. Answer the questions.

### The Human Body

Our bodies help us do many things. Our eyes help **us** see. Our ears help **us** hear. Our mouths help **us** taste. Our hands help **us** touch. Our noses help **us** smell.



1. Which body part helps you **see**?

a. eyes

b. hands



2. Which body part helps you **hear**?

a. ear

b. nose





Name: \_\_\_\_\_ Date: \_\_\_\_\_

**Directions:** Look at the pictures. Read the words. Circle the correct answers.



We have rules at home.



Share.



Clean up.



Listen.

1. Which picture is a rule?

a.



b.



2. Which picture is a rule at home and at school?


a.



b.














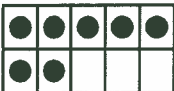








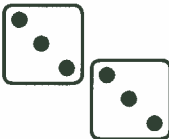













**Colonel Weather Packet**  
**Day 4**  
**Kindergarten**  
**Table of Contents**

<b>Subject</b>	<b>Assignment</b>
Math	Number Pattern Review Lesson 6.5 write subtraction sentences Lesson 6.7 Addition and subtraction
Reading/Writing	180 Days of Reading-Week 1 (Day 4) Read the story "The Bat and the Rat" and answer the questions. Review Sheet (Letters Cc and Dd, Rhymes, and Sight Words) Syllables Worksheet
Science	180 Days of Science- Week 6 (Day 1) - Life Science Read the text. Answer the questions.
Social Studies	180 Days of Social Studies - Week 6 (Day 2) Civics Read the text. Answer the questions.

Name: \_\_\_\_\_

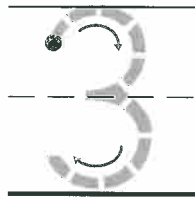

## Number Pattern Review

5					
7					
6					
8					
9					
4					


Copyright © 2016 by Starfall Education.

**Directions:** Children trace the number at the start of each row, then color the boxes in that row that represent the number.

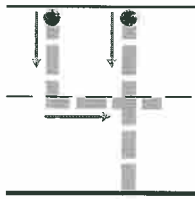
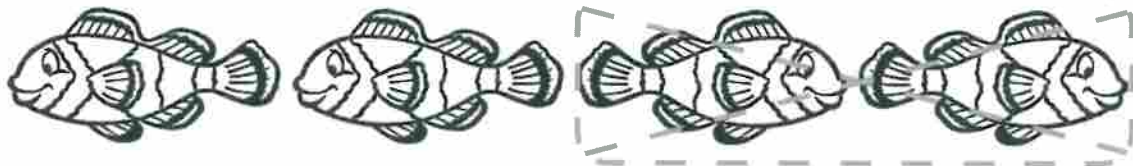
# Algebra • Write Subtraction Sentences




—



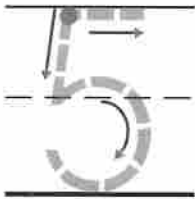
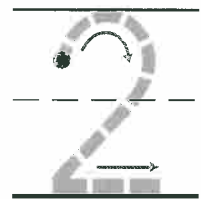
=



—



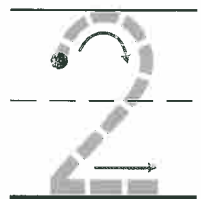
=



—




=




**DIRECTIONS** 1. Listen to the subtraction word problem. I saw three dolphins. Some swam away. Then there were only two. How many dolphins swam away? Trace the circle and X to show one dolphin is being taken from the set. Trace to complete the subtraction sentence. 2–3. Tell what is happening. Trace the circle and X to show how many are being taken from the set. Trace and write to complete the subtraction sentence.

# Algebra • Addition and Subtraction

**1**




6 + 4 = 10




10 - 4 = 6

**2**



5 + 3 = 8



5 - 3 = 2

**DIRECTIONS** 1. Listen to the addition and subtraction word problems. Use cubes to add and to subtract. Trace the number sentences. Max has six blue cubes. Then he finds four yellow cubes. How many cubes does he have in all? Max has ten cubes. Then he gives four cubes to a friend. How many cubes does he have now? 2. Tell addition and subtraction word problems. Use cubes to add and to subtract. Complete the number sentences.

Name: \_\_\_\_\_ Date: \_\_\_\_\_

## The Bat and the Rat



A bat sat.

A rat sat.

A man **sees** them.

Oh no, a bat and a rat!

Name: \_\_\_\_\_ Date: \_\_\_\_\_

**Directions**

Listen to and read "The Bat and the Rat." Answer the questions.

**SCORE**

**1.** Who sees the bat?

- ☐ (A) a cat
- ☐ (B) Dan
- ☐ (C) a man

**3.** Why is the man surprised?

- ☐ (A) He did not like the bat and rat.
- ☐ (B) He likes the bat and rat.
- ☐ (C) He did not like the mat.

**2.** What did the rat do?

- ☐ (A) ran
- ☐ (B) sat
- ☐ (C) jab

**4.** Which is another good title?

- ☐ (A) On the Mat
- ☐ (B) A Big Surprise
- ☐ (C) A Man

1. 😊 😊

2. 😊 😊

3. 😊 😊

4. 😊 😊

\_\_\_\_ / 4  
Total



Trace and Write.

the

of

Trace and Write.

and

o

Trace and Write.

C

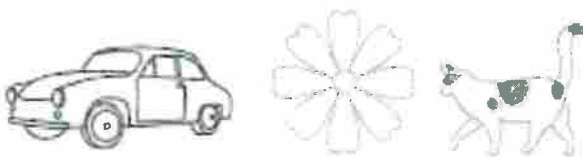
c

Trace and Write.

D

d

Circle objects starting with C.



Circle objects starting with D.



Color capital C RED.  
Color lowercase c BLUE.

G a c C O b c  
C p c Q C a u

Color capital D YELLOW.  
Color lowercase d GREEN.

B d D b R D d  
d g p D G U b

What rhymes with CAP?













What rhymes with TAG?



Name \_\_\_\_\_

Circle the number of syllables in each picture.

 elephant <div><div>1</div><div>2</div><div>3</div></div>	 peacock <div><div>1</div><div>2</div><div>3</div></div>
 seal <div><div>1</div><div>2</div><div>3</div></div>	 gorilla <div><div>1</div><div>2</div><div>3</div></div>
 bear <div><div>1</div><div>2</div><div>3</div></div>	 giraffe <div><div>1</div><div>2</div><div>3</div></div>
 kangaroo <div><div>1</div><div>2</div><div>3</div></div>	 rhino <div><div>1</div><div>2</div><div>3</div></div>
 lion <div><div>1</div><div>2</div><div>3</div></div>	 flamingo <div><div>1</div><div>2</div><div>3</div></div>

Name: \_\_\_\_\_ Date: \_\_\_\_\_

**Directions:** Read the text. Answer the questions.

### Flowers

A flower is part of a plant. The colorful parts are the petals. The stem brings water to the petals. Petals need water to grow and be pretty.



Learning Content

1. What are the colorful parts of a flower called?
  - a. stem
  - b. petals
2. What does the stem bring to the flower?
  - a. light
  - b. water

Name: \_\_\_\_\_ Date: \_\_\_\_\_

**Directions:** Look at the pictures. Read the words.  
Circle the correct answers.



We have  
mealtime  
rules.



Civics



Set the table.



Clear the dishes.



Eat nicely.

1. Which picture is a rule?

a.



b.




2. Which rule helps at home?

a.



b.






**Colonel Weather Packet**  
**Day 5**  
**Kindergarten**  
**Table of Contents**

<b>Subject</b>	<b>Assignment</b>
Math	Lesson 7.10 Which One Count, add and write Subtraction (oranges)
Reading/Writing	180 Days of Reading-Week 1 (Day 5) Finish the story with a picture Opinion Writing-Which would you prefer? Why? Alphabet Review-Fill in the missing lowercase Letters
Science	180 Days of Science- Week 9 (Day 1) - Life Science Read the text. Answer the questions.
Social Studies	180 Days of Social Studies - Week 10 (Day 1) Civics Read the text. Answer the questions.


# Which One?

**1**

---

---

---



---

---

---

**2**

---

---

---



---

---

---

**3**

---

---

---



---

---

---

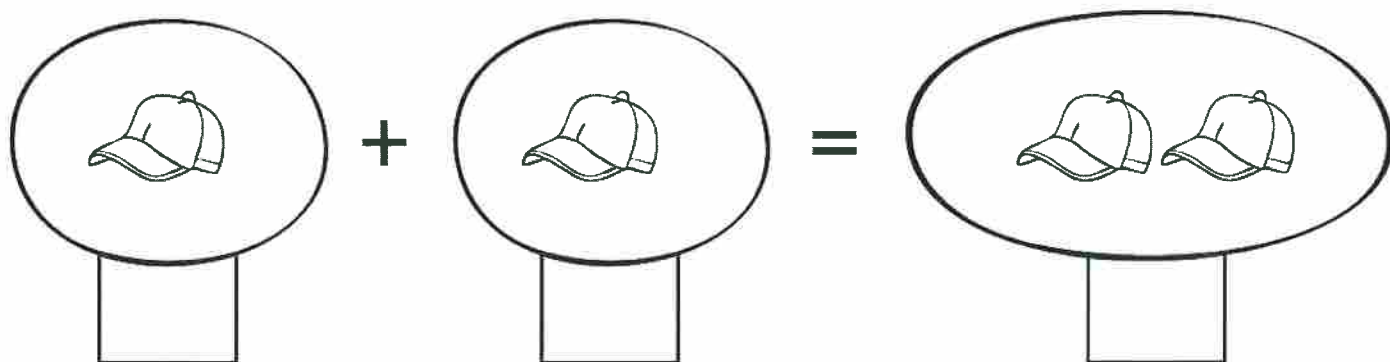

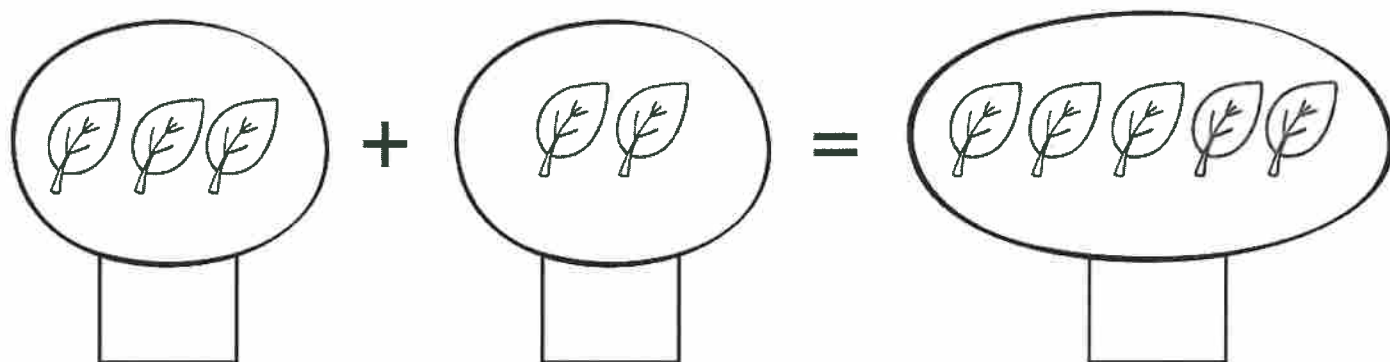

**DIRECTIONS** 1. Kim has 10 stickers and nine stickers. Count the stickers. Write how many. Circle Kim's stickers. 2. Ryan has 10 marbles and nine marbles. Count the marbles. Write how many. Circle Ryan's marbles. 3. Sam draws 10 stars and eight stars. Count the stars. Write how many. Circle Sam's stars.



Name \_\_\_\_\_

Date \_\_\_\_\_

Count, add and write

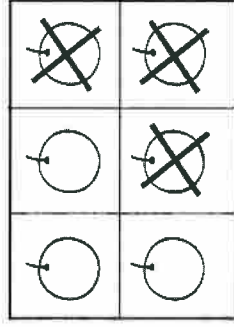


Name \_\_\_\_\_

Date \_\_\_\_\_

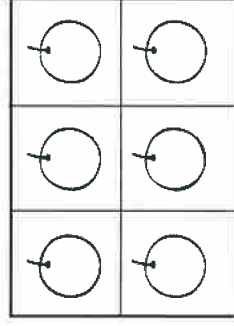
# Subtraction

How many oranges would you subtract (take away) to complete the equation? Cross it out, count and write.

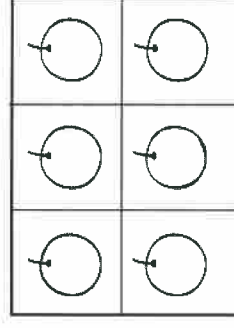


Example

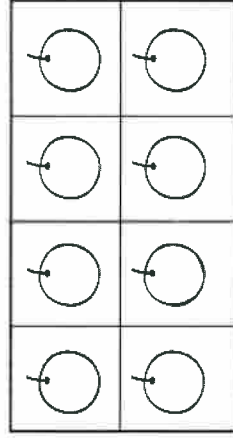
$$6 - 3 = \square$$



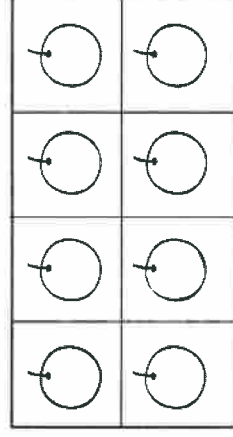
$$6 - 1 = \square$$



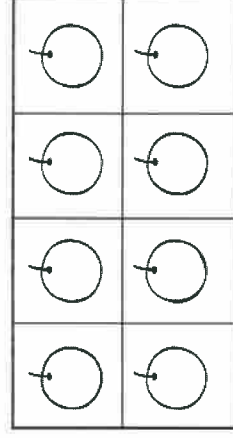
$$6 - 4 = \square$$



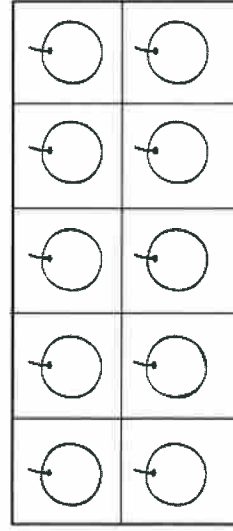
$$8 - 3 = \square$$



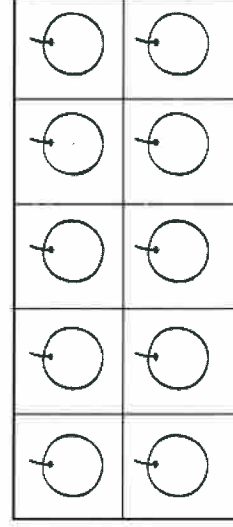
$$8 - 1 = \square$$



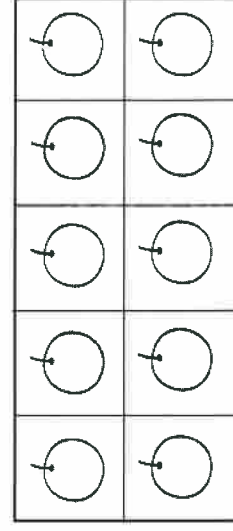
$$8 - 5 = \square$$



$$10 - 5 = \square$$



$$10 - 3 = \square$$



$$10 - 2 = \square$$

Name: \_\_\_\_\_ Date: \_\_\_\_\_

SCORE

\_\_\_\_ / 4  
Total**Directions**

Look at the story. What happens next? Finish the story with a picture. Label the picture.



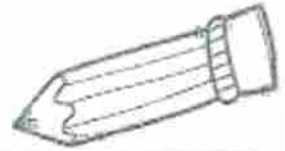
A bat sat.

The bat has  
a hat.

The rat sat.

Name \_\_\_\_\_ Date : \_\_\_\_\_


# winter Opinion Writing



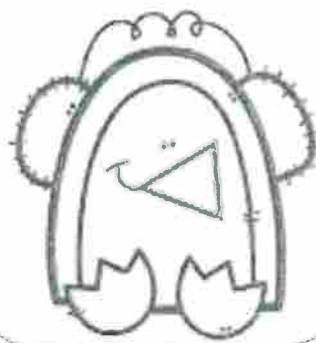
Which one would you prefer? Why?

Direction : Color the picture that you choose for your answer.

Snowman



Penguin



Moose




♥ I used capital letters

♥ I used spaces

♥ I used punctuation

Fill in the Letters

Name \_\_\_\_\_



Name: \_\_\_\_\_ Date: \_\_\_\_\_

**Directions:** Read the text. Answer the questions.

Learning Content

### Homes and Habitats

Your home sits in a big area. The big area is a habitat. A habitat is where you buy food. A habitat is where you go to school. Many different families can live in the same habitat.



1. How many people can live in a habitat?

a. one family

b. many families



2. What is the difference between a home and a habitat?

a. A habitat is bigger than a home.

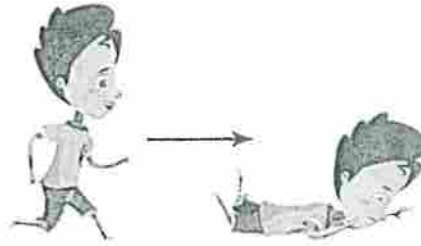
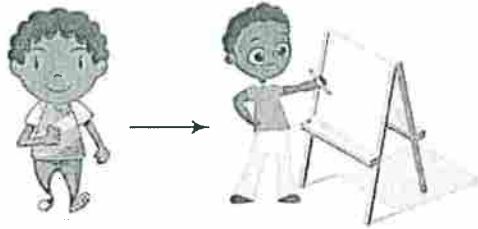
b. A habitat is smaller than a home.



Name: \_\_\_\_\_ Date: \_\_\_\_\_

**Directions:** Look at the pictures. Read the words.  
Circle the correct answers.

Walking feet is a rule. Rules keep us safe.



1. Who is safe?

a.




b.




2. Who is happy that he followed the rule?

a.



b.





**Colonel Weather Packet**  
**Day 6**  
**Kindergarten**  
**Table of Contents**

<b>Subject</b>	<b>Assignment</b>
Reading	Sunlight in the Winter Week 2, Day 1
Math	Count the Number of Objects Write the Numbers
Science	Week 1, Day 5
Social Studies	Week 7, Day 1 Week 7, Day 2

## Sunlight in the Winter



What do you think about when you think of winter? You may think of cold weather. You may think of trees with no leaves. But do you think about how much sunlight there is in a day?

In the winter, there are fewer hours of sunlight in a day. The sun rises late and sets early. In fact, in the United States, the day with the least sunlight is the first day of winter. It is December 21.

In the winter, the sun also looks lower in the sky. So soak the sun in while it's out!

## Vocabulary

### late

adjective

definition: If it is late in the afternoon, it is near the end of the afternoon. If you eat breakfast in the late morning on Saturdays, it means that you eat breakfast near the end of the morning.

Spanish: tarde

forms: later, latest

### sky

noun

definition: The sky is the air or space above the earth. During the day, the sky usually looks blue or gray. At night the sky looks mostly black.

Spanish: cielo

forms: skies

### sunlight


noun

definition: Sunlight is light that comes from the sun.


Spanish: luz de sol, sol

Name: \_\_\_\_\_ Date: \_\_\_\_\_

## 1. What is winter weather like?

*warm**cold*

## 2. Which season has the least sunlight?

*summer**winter*

3. When does the sun set in winter?



*early*



*late*

4. Where can we see the sun during the winter?



*low in the sky*



*high in the sky*



5. What is the first day of winter?

The first day of winter is December \_\_\_\_\_.

6. What did you learn from "Sunlight in the Winter"?

7. Draw a winter day. Don't forget to include the sun!

Name: \_\_\_\_\_ Date: \_\_\_\_\_

**Directions**

Match the words to the pictures.



ham



yam



Pam

1. Pam



2. ham



3. yam

**Directions**Circle the word for the picture.  
Write the word.

4.



jam

dam

**SCORE**

1. 😊 😊

2. 😊 😊

3. 😊 😊

4. 😊 😊

\_\_\_\_ / 4  
Total

Name : \_\_\_\_\_


Score : \_\_\_\_\_

Teacher : \_\_\_\_\_

Date : \_\_\_\_\_

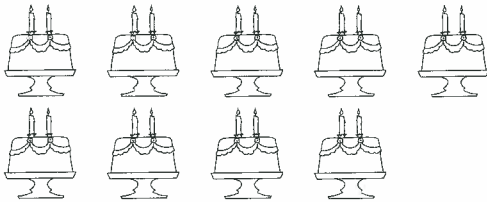
Count the Number of Objects

Write the Answer



\_\_\_\_\_

\_\_\_\_\_




\_\_\_\_\_

\_\_\_\_\_




\_\_\_\_\_

\_\_\_\_\_




\_\_\_\_\_

\_\_\_\_\_



\_\_\_\_\_

\_\_\_\_\_



\_\_\_\_\_

\_\_\_\_\_

Count the Number of Objects



Math-Aids.Com



Name : \_\_\_\_\_

Score : \_\_\_\_\_

Teacher : \_\_\_\_\_

Date : \_\_\_\_\_

0 1 2 3 4 5 6 7 8 9

0 1 2 3 4 5 6 7 8 9

0 1 2 3 4 5 6 7 8 9

0 1 2 3 4 5 6 7 8 9

0 1 2 3 4 5 6 7 8 9

0 1 2 3 4 5 6 7 8 9

0 1 2 3 4 5 6 7 8 9



Name: \_\_\_\_\_ Date: \_\_\_\_\_

**Directions:** Read the text. Answer the questions.



Dwayne gives his puppy wet food and dry food. He wants to know which food the puppy likes more. The puppy will eat the food he likes more first. The puppy eats the wet food first.



1. Which food did the puppy eat first?



2. Which food did the puppy like best?



Name: \_\_\_\_\_ Date: \_\_\_\_\_

**Directions:** Look at the pictures. Read the words.  
Circle the correct answers.



Geography



in



on

1. The dog is \_\_\_\_\_ the house.

a.

b.



2. The dog is \_\_\_\_\_ the house.

a.


b.





Name: \_\_\_\_\_ Date: \_\_\_\_\_

**Directions:** Look at the pictures. Read the words.  
Circle the correct answers.



1. The ball is \_\_\_\_\_.

a. far

b. near

2. The owls are \_\_\_\_\_ each other.

a. near

b. far




**Colonel Weather Packet**  
**Day 7**  
**Kindergarten**  
**Table of Contents**

<b>Subject</b>	<b>Assignment</b>
Reading	The Four Seasons Week 2, Day 2
Math	Matching Addition Complete the Number Series
Science	Week 2, Day 4
Social Studies	Week 7, Day 3

# The Four Seasons

by ReadWorks



*Photo Credit: Frank Luetke*

Some places have four seasons every year. Do you know their names? The seasons are winter, spring, summer, and autumn.

Winter is the coldest time of the year. Spring comes next. Many animals are born in spring. Many new plants grow then too.

Summer is a time of sunshine and hot weather. In autumn, the weather gets cooler. The leaves fall off trees.

Some people call autumn by another name. They call it fall!

Name: \_\_\_\_\_ Date: \_\_\_\_\_

1. How many seasons do some places have every year?

1

*one*


4

*four*

2. Which season is the coldest?



*summer*



*winter*

3. When would you see many baby animals and new plants?



*spring*



*autumn*

4. What is the weather like in the summer?



*sunny and hot*



*rainy and cold*

5. What is another name for autumn?

---

---

---

---

---

---



6. What did you learn from "The Four Seasons"?

---

---

---

---

---

---

---

7. Draw a picture of people outside during autumn. Be sure to include trees!

Name: \_\_\_\_\_ Date: \_\_\_\_\_

**Directions**

Match the words to the pictures.

SCORE

1. 😊 😐

2. 😊 😐

3. 😊 😐

4. 😊 😐

\_\_\_\_ / 4  
Total

bad




Dad



pad

1. Dad



2. pad



3. bad

**Directions**Circle the word for the picture.  
Write the word.

4.



sad

had

---



---



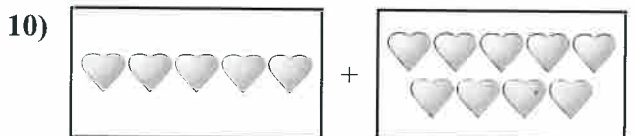
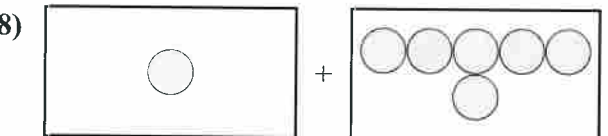

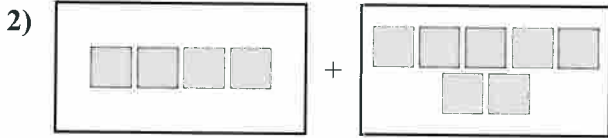
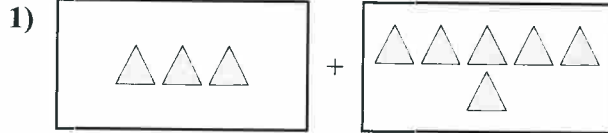
---



---



Express the visual problem as an equation with answer.

Answers

1. \_\_\_\_\_

2. \_\_\_\_\_

3. \_\_\_\_\_

4. \_\_\_\_\_

5. \_\_\_\_\_

6. \_\_\_\_\_

7. \_\_\_\_\_

8. \_\_\_\_\_

9. \_\_\_\_\_

10. \_\_\_\_\_

Name : \_\_\_\_\_ Score : \_\_\_\_\_

Teacher : \_\_\_\_\_ Date : \_\_\_\_\_

### Complete the Number Series

\_\_\_\_, 11, 12, 13, \_\_\_\_, \_\_\_\_, \_\_\_\_, \_\_\_\_

\_\_\_\_, 2, \_\_\_\_, 4, 5, \_\_\_\_, \_\_\_\_, \_\_\_\_

\_\_\_\_, 7, \_\_\_\_, 9, \_\_\_\_, 11, \_\_\_\_, \_\_\_\_

\_\_\_\_, \_\_\_\_, \_\_\_\_, \_\_\_\_, 6, \_\_\_\_, 8, 9

\_\_\_\_, \_\_\_\_, \_\_\_\_, 14, \_\_\_\_, \_\_\_\_, 17, 18

\_\_\_\_, 1, \_\_\_\_, \_\_\_\_, 4, \_\_\_\_, \_\_\_\_, 7

\_\_\_\_, 8, 9, \_\_\_\_, \_\_\_\_, 12, \_\_\_\_, \_\_\_\_

\_\_\_\_, 9, \_\_\_\_, \_\_\_\_, \_\_\_\_, 13, \_\_\_\_, 15

\_\_\_\_, \_\_\_\_, 6, \_\_\_\_, \_\_\_\_, 9, \_\_\_\_, 11

\_\_\_\_, 14, \_\_\_\_, 16, \_\_\_\_, 18, \_\_\_\_, \_\_\_\_



Name: \_\_\_\_\_ Date: \_\_\_\_\_

**Directions:** Read the text. Answer the questions.

Mona likes flowers. Mona wants to grow them in her garden. Mona needs seeds first. Flowers need water to grow.



1. What should Mona do first?

a. buy seeds



b. buy cutters



2. How can Mona make her flowers grow?

a. She can plant seeds and give them water.

b. She can plant seeds and put them in the shade.

Name: \_\_\_\_\_ Date: \_\_\_\_\_

**Directions:** Look at the pictures. Circle the ones that are alike.



Geography

Draw a bear in bed.

A large rectangular area with a dashed border, intended for drawing a bear in bed.








**Colonel Weather Packet**  
**Day 8**  
**Kindergarten**  
**Table of Contents**

<b>Subject</b>	<b>Assignment</b>
Reading	Enjoying the Outdoors Week 2, Day 3
Math	Visual Place Values (Less than 20)
Science	Week 4, Day 2
Social Studies	Week 7, Day 4

## Enjoying the Outdoors



Do you spend a lot of time outdoors?

Maybe on a nice, sunny day you go out for recess. You may play with your friends and run around. There are other ways to enjoy being outside.

You can go for walks at a park near your home. Look at the trees. Listen to the birds singing.

You can play sports outside. You can play sports like tennis, soccer, and baseball outside. It's also a great way to exercise!

You can also visit other beautiful places outside. You can visit a mountain and hike with your family. You can go to the beach and swim with your family.

Name: \_\_\_\_\_ Date: \_\_\_\_\_

## 1. What kind of weather is good for recess?

*rainy weather**sunny weather*

## 2. What can you do at a park?

*swim**walk*

3. Where could you go with your family to hike?



*the beach*



*a mountain*

4. Where could you go with your family to swim?



*the beach*



*a mountain*

5. What is a sport that you can play outside?

One sport that you can play outside is \_\_\_\_\_.

---

---

---

---

---

---

---

---

6. What did you learn from "Enjoying the Outdoors"?

---

---

---

---

---

---

---

---

7. Draw a picture of yourself outdoors.

---

---

---

---

---

---

---

---

Name: \_\_\_\_\_ Date: \_\_\_\_\_

**Directions**

Match the words to the pictures.



lap



nap



map

1. map



2. lap



3. nap

**Directions**Circle the word for the picture.  
Write the word.

4.



sap

cap

SCORE

1. 😊 😊

2. 😊 😊

3. 😊 😊

4. 😊 😊

\_\_\_\_ / 4  
Total





Name: \_\_\_\_\_ Date: \_\_\_\_\_

**Directions:** Use the chart to answer the questions.

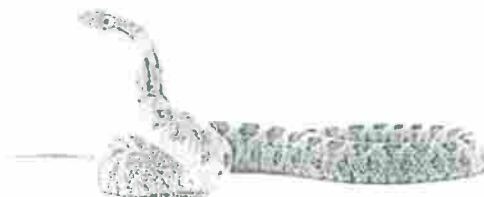
Analyzing Data

Body Coverings		
Fur	Feathers	Scales
		

1. Which animal has fur?

a. rabbit



b. snake



2. How can you tell if an animal is a bird?

a. It has scales.

b. It has feathers.



Name: \_\_\_\_\_ Date: \_\_\_\_\_

**Directions:** Look at the pictures and words. Draw a picture.



1. The dog is \_\_\_\_\_ the house.

a. behind

b. on



2. Draw yourself in a house.





**Colonel Weather Packet**  
**Day 9**  
**Kindergarten**  
**Table of Contents**

<b>Subject</b>	<b>Assignment</b>
Reading	Who Is a Good Citizen at School?
Math	Adding and Subtracting within 5
Science	Week 5, Day 4
Social Studies	Week 7, Day 5

# Who Is a Good Citizen at School?

by ReadWorks



Good citizens at school help other people. They follow the class rules.

Good citizens do their school jobs. They talk nicely to one another. They do their best to answer the teacher's questions. They work together with other students.

Good citizens are kind. They do not make fun of others. Are you a good citizen at school?

Name: \_\_\_\_\_ Date: \_\_\_\_\_

## 1. What do good citizens at school do?



*They always yell and  
dance.*



*They follow the class  
rules.*

2. How do good citizens talk to one another?



*nicely*



*angrily*



3. What kind of student does his or her best to answer the teacher's questions?



*a troublemaker*




*a good citizen*

#### 4. How do good citizens treat others?



*They make fun of others.*



*They help others and are kind.*

#### 5. How do good citizens work with other students?

They work

---

---

---

---

---

---

---

---

6. What did you learn from "Who is a Good Citizen at School?"

---

---

---

---

---

---



7. Draw a student who is a good citizen at school.









Solve each problem.



**Answers**


1)  $1 + 1 = \underline{\quad}$   
  $+$  



2)  $2 + 1 = \underline{\quad}$   
  $+$  


3)  $1 + 4 = \underline{\quad}$   
  $+$  



4)  $3 + 0 = \underline{\quad}$   




5)  $3 + 2 = \underline{\quad}$   
  $+$  



6)  $4 + 0 = \underline{\quad}$   


7)  $1 + 2 = \underline{\quad}$   
  $+$  

8)  $5 + 0 = \underline{\quad}$   




9)  $5 - 2 = \underline{\quad}$   
  $-$  



10)  $5 - 5 = \underline{\quad}$   
  $-$  



11)  $5 - 4 = \underline{\quad}$   
  $-$  

12)  $2 - 2 = \underline{\quad}$   
  $-$  

13)  $2 - 1 = \underline{\quad}$   
  $-$  

14)  $4 - 2 = \underline{\quad}$   
  $-$  

15)  $5 - 3 = \underline{\quad}$   
  $-$  

16)  $3 - 3 = \underline{\quad}$   
  $-$  

1. \_\_\_\_\_

2. \_\_\_\_\_

3. \_\_\_\_\_

4. \_\_\_\_\_

5. \_\_\_\_\_

6. \_\_\_\_\_

7. \_\_\_\_\_

8. \_\_\_\_\_

9. \_\_\_\_\_

10. \_\_\_\_\_

11. \_\_\_\_\_

12. \_\_\_\_\_

13. \_\_\_\_\_

14. \_\_\_\_\_

15. \_\_\_\_\_

16. \_\_\_\_\_

Name: \_\_\_\_\_ Date: \_\_\_\_\_

**Directions:** Read the text. Answer the questions.

Elijah sees a plant. It is on the sidewalk. He sees the roots. Roots need to be underground for a plant to grow.

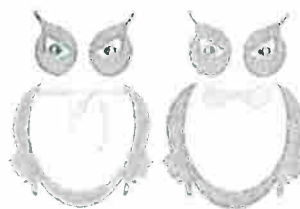


Planning Solutions

1. What would happen if Elijah left the plant on the sidewalk?
  - a. It would stop growing.
  - b. It would grow bigger.
2. What could Elijah do to help the plant grow bigger?
  - a. Put it back in the ground.
  - b. Cut off its roots.

Name: \_\_\_\_\_ Date: \_\_\_\_\_

**Directions:** Look at the pictures. Match the pictures that are alike.





**Colonel Weather Packet**  
**Day 10**  
**Kindergarten**  
**Table of Contents**

<b>Subject</b>	<b>Assignment</b>
Reading	The Treasure Map Week 2, Day 5
Math	Which Equals
Science	Week 6, Day 2
Social Studies	Week 8, Day 1



# The Treasure Map

by ReadWorks




Nate's mom drew a map of the park. It was a treasure map. Nate and his mom walked to the park with Nate's friend Kim. Kim would be Captain Blue Shoes. Nate would be Captain Red Beard.

The children looked at the map. It said the treasure was near the swings. The captains sneaked behind the slide. They ran by the seesaw. They crawled under the swings. Mom had left two pirate hats there.

"We found the treasure!" shouted Captain Blue Shoes.

Name: \_\_\_\_\_ Date: \_\_\_\_\_

1. Who is this story about?

*a pirate captain**Kim and Nate*

2. What do Kim and Nate use to find the treasure in the park?



*a map*



*a cell phone*

3. Where does the treasure map say the treasure is?



*near the swings*



*behind the slide*

4. Where did "the captains" go after they sneaked behind the slide?



*by the seesaw*



*under the swings*

5. What treasure did Kim and Nate find?

---

---

---

---

---

---

6. What did you learn from "The Treasure Map"?

---

---

---

---

---

---


7. Draw a picture of Kim and Nate searching for treasure in the park.

Name: \_\_\_\_\_ Date: \_\_\_\_\_


**Directions**

Look at the story. What happens next? Finish the story with a picture. Label the picture.

SCORE \_\_\_\_\_

\_\_\_\_\_/4  
Total

Pam is sad.



Pam is lost.



Pam has a map.

A large empty rectangular box for drawing the next part of the story. It has a horizontal line near the bottom.



Determine which choice (or choices) answer the question.

Answers

Ex) Which choice (or choices) best shows 3?

- A.  $1 + 2$       B.  $3 + 3$       C.  $3 + 4$

Ex.     A    

1) Which choice (or choices) best shows 4?

- A.  $3 + 1$       B.  $4 + 0$       C.  $0 + 4$

1.                     

2) Which choice (or choices) best shows 6?

- A.  $2 + 4$       B.  $4 + 2$       C.  $6 + 0$

2.                     

3) Which choice (or choices) best shows 8?

- A.  $5 + 3$       B.  $6 + 0$       C.  $2 + 9$

3.                     

4) Which choice (or choices) best shows 9?

- A.  $4 + 5$       B.  $3 + 6$       C.  $5 + 12$

4.                     

5) Which choice (or choices) best shows 7?

- A.  $4 + 3$       B.  $1 + 6$       C.  $2 + 5$

5.                     

6) Which choice (or choices) best shows 10?

- A.  $0 + 10$       B.  $10 + 0$       C.  $5 + 5$

6.                     

7) Which choice (or choices) best shows 2?

- A.  $0 + 2$       B.  $0 + 5$       C.  $0 + 4$

7.                     

8) Which choice (or choices) best shows 5?

- A.  $3 + 2$       B.  $2 + 4$       C.  $3 + 8$

8.








Name: \_\_\_\_\_ Date: \_\_\_\_\_

**Directions:** Look at the chart. Answer the questions.


There are many types of flowers. Some flowers smell good. Some flowers smell bad. Some flowers have seeds you can eat.

	Sunflower	Rose	Corpse Lily
			
smells good		X	
smells bad			X
gives seeds	X		

1. Which flower smells good?

a. rose

b. corpse lily



2. Which flower gives seeds you can eat?

a. sunflower


b. rose

Name: \_\_\_\_\_ Date: \_\_\_\_\_

**Directions:** Look at the picture. Read the words. Circle the correct answers.




Food comes from farms.




1. Where does food come from?

a.



b.



2. What do farms grow?

a.



b.

